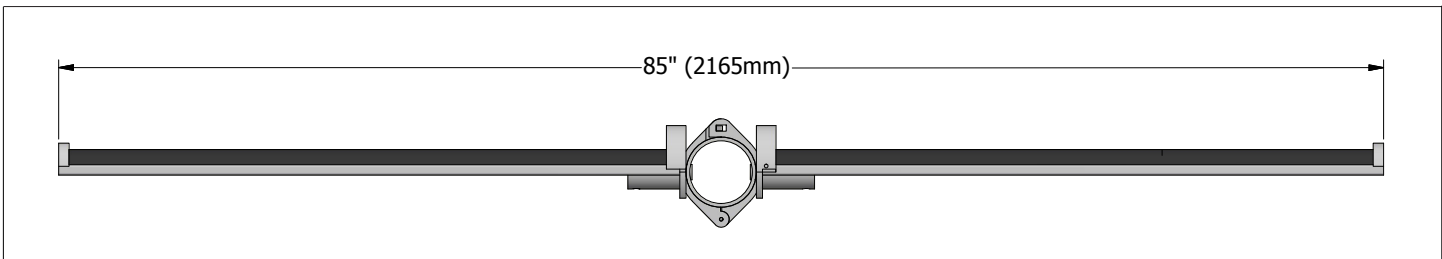


# What Makes the SSI ECT 70 Tube Diffusers a world wide choice ?

SSI's ECT70 tube diffusers are designed to offer high oxygen transfer efficiency, low pressure loss, and a simple installation. Our new ECD70 diffusers are available with a variety of membrane materials including our patented PTFE membranes, designed to use less energy and require minimal maintenance. Strong Polypropelyene body makes handling during installation easy, provides temperature resistance up to 190° F (90° C), and is environmentally friendly. ECT diffusers feature a channel style support body which extends membrane life in on/off applications.



## Unique System Strengths

**Complete product line – creating the system that fits your needs**

SSI manufactures disc diffusers, tube diffuser, and coarse bubble diffusers, and we mount these products on a wide range of piping materials including PVC, CPVC, PP and Stainless steel. We have ability to attach diffusers to pipe using saddles, grommets, or pre-assembled PODS. We can provide retrievable systems or fixed grids, and systems in kit form or mostly factory assembled. We try to understand and anticipate your needs, and fit our recommendations to your situation.

**Piping system integrity – thicker wall pipe and double anchors for fewer breakages**

Our piping is 38% thicker and has double rod support stands as standard – two anchors for each support location means twice the resistance to hydraulic and thermal loads. Most often supports fail due to temperature and water velocity. SSI locates two anchors where support is needed most, helping to increase product longevity.

**Comprehensive design service and after sales support**

SSI provides full design services, including biological and mixing calculations, process simulations and hydraulic studies. We maintain a full drafting department with 3D and animation capabilities and we can assist with specifications and CAD drawings. Our service and installation crew can hold your hand during the early stages of the project and our worldwide multilingual staff is dedicated to your complete satisfaction.

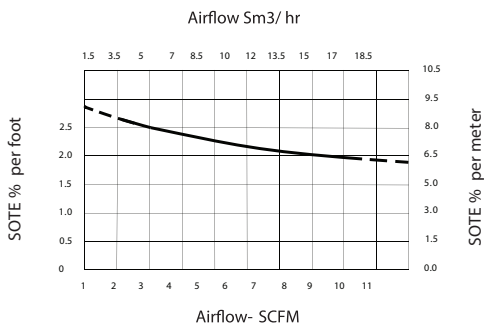
## Why choose the SSI ECT Diffuser?

SSI developed the ECT tube diffuser to bring a quality tube diffuser at an affordable price to the wastewater market. In low airflow rates the bottom part of a conventional 360 diffuser is inactive. The ECT diffuser functions similar to a panel diffuser resulting in a higher SOTE rate.

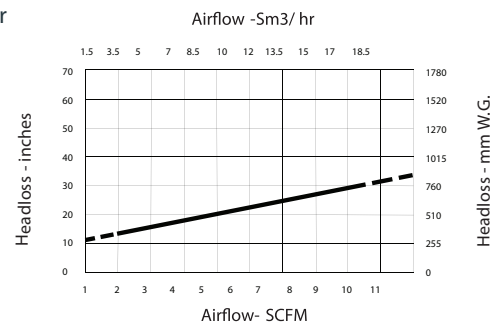
Average Operating Condition per Meter	Flow Range of Diffuser per Meter	Active Surface Area per Meter	Weight per Set ECT70
1 - 8 SCFM 1.7 - 13.5 Sm <sup>3</sup> /hr	0 - 12 SCFM 0 - 20.4 Sm <sup>3</sup> /hr	1 ft <sup>2</sup> 0.1m <sup>2</sup>	6.3 lbs 3.7kg

\* All diffusers can operate at low flow rates close to zero in such conditions air distribution may not be uniform at higher rates fouling are possible so routine bumping/ flexing may be appropriate.

Per Meter




Per Meter



## Intelligent Upgrade Options

**Patented PTFE membranes prolong efficiency and reduce whole-life costs**

SSI's patented PTFE membrane barrier properties not only reduce plasticizer extraction, shrinking, and membrane hardening but also limit dynamic changes that can result from swell, such as creep. Compared with uncoated products that are more susceptible to increases in DWP due to more aggressive fouling and changes in physical properties and weight, the PTFE coated membrane improves consistency of DWP (Headloss) values over the product life. This directly impacts long-term power costs and the ability of the system to distribute air uniformly across the tank floor.



Conventional Tube vs ECT Tube Diffusers

SSI's ECT diffuser is capable of producing a higher SOTE compared to conventional tube diffusers. ECT diffusers are more effective at lower airflow rates when conventional tubes would only be partially activated.